

The Mind, Intergalactic Space, and Phi

Jeffrey S. Keen

Abstract

Although counter-intuitive, many published papers have proved that scientific experiments are affected by the act of observation, as well as the mind being affected by local astronomical forces and factors, such as gravity, electromagnetism, spin, and orientation. This paper details the ability of the mind to filter out all of these local factors, and visualise experiments as if they were being undertaken in intergalactic space. In order to undertake this research both the mind and quantitative observation are required. As dowsing involves both, this technique was adopted. The physical dimensions of simple geometric shapes were measured to compare to the dimensions of the same geometric shapes perceived "mentally" by the body's senses. Global scaling has been demonstrated in these laboratory conditions with simple equations obeying power laws that involve the universal constant phi (ϕ) and no arbitrary constants. Examples are $d = 0.5 * L^{\phi} / 2$, $S_{max} = 2 * r^{\phi}$, and $a = \phi * r^{\phi}$. These formulae cannot be random results. The implications are (1) that phi forms part of the structure of space-time, (2) the important quantified discovery that the mind can interface with the fundamentals of space-time and the cosmos. The latter concept supports ancient Eastern philosophy, although it is alien to traditional western science.

Key Words: mind, consciousness, structure of the universe, dowsing, phi, quantum physics

NeuroQuantology 2011; 4: 649-659

Introduction

For non-dowsers, comprehension of dowsing geometry may be an alien concept conjuring up random psychedelic images in the dowser's brain, or with dowsing being associated erroneously with esoteric non-scientific uses. Keen (2010d) shows that dowsing is a useful tool for serious scientific research. In particular, as reported in the references and developed in this paper, experienced dowsers dowsing simple geometrical shapes will perceive identical patterns that are not created in the dowsers brain, but by an external process involving the communication of information at the

most fundamental level. A mathematical transformation process seems to take place at the quantum level and the mind which changes the physical geometry into a different set of co-ordinates giving a complex perceived pattern. A good analogy to the perceived patterns and their usefulness is x-ray crystallography patterns.

The results of quantitative dowsing on earth are significantly affected by local forces and cosmic factors including the date and time of the measurement, the moon, gravity and tides, electromagnetism, orientation, spin (including the earth's spin on its tilted axis and the earth's orbit of the sun), eclipses and conjunctions, energy lines, etc. (Keen, 2009c, d, e, f; Keen, 2010 a, b, e; Keen, 2011d).

Keen 2009b and c prove that dowsing abstract geometric shapes is identical to

Corresponding author: Jeffrey S. Keen
Address: Jeffrey S. Keen, BSc Hons ARCS MInstP CPhys CEng.
England.
e-mail: jeffrey@jeffreykeen.co.uk
Received July 16, 2011. Revised Nov 23, 2011.
Accepted Dec 1, 2011.

dowsing solids of the same dimensions. This shows an interesting connection between the mind, and the similarities between abstract thought and physical objects. In other words, abstract thought, physical objects, the structure of the universe, and the mind are all connected.

In order to research the fundamentals of the mind/cosmos interaction, how do we eliminate the local forces mentioned above, with their perceived strong perturbations that make analysis of experiments almost impossible? Keen (2010b) demonstrates the mind's instantaneous communication with the outer planets at conjunctions. This technique has been developed to imagine experiments taking place outside the solar system and our galaxy. With the correct intent, it is possible to visualize an experiment involving dowsing geometrical shapes in intergalactic space. Consistent results are obtained on any day or time, as a result of eliminating the above perturbations. These results confirm that dowsing in general, and auras in particular, are a result of the structure of the universe, and by inference the mind is connected to the cosmos.

Protocol

The dowsing protocol adopted was to visualize the mind leaving the earth, going past the moon, looking down on the solar system and the ecliptic plane, moving through our arm of the Milky Way, and out of the galaxy, past the Andromeda galaxy, so the latter galaxies are in the far distance. To augment this scenario and reinforce the mind's intent, the dowser should concentrate positively on an absence of effects from gravity, spin, electromagnetic forces or orientation.

Physical measurements were made between the source geometry and the position of the dowsed image. For smaller source geometries, it is easier to mark dowsed boundaries on the paper on which the geometry is drawn. For larger source geometries, pointed markers can be used to mark dowsed boundaries. When taking measurements, a pencil or pointer should be moved towards the source with a second measurement made whilst moving away from the source. The boundaries being measured could have a thickness of about

<0.5 centimeter, and a middle value can then be averaged. Initially, this technique is hard to learn, and it is also difficult for the mind to stay focused in intergalactic space. With a few weeks' practice however, measurements become easier and consistent.

When attempting to take measurements from the centre of a circular object, in practice, it is easier, more accurate, and relevant, to measure from the circumference, and then add the size of the radius. One advantage is this avoids corrupting the geometric integrity of perfect circles with rulers or tape measures, and avoids confusing dowsing intent and visualization of the pure geometric shape.

Findings

The following are examples of normal earth-bound measurements involving simple geometric shapes, compared to the same quantitative experiments but with the intent of the mind visualizing intergalactic space. The simpler the geometry, the easier it is to understand the physics of the phenomenon. Hence, for this initial research, the simplest geometry has been used.

A Dot

On earth, a dot is transformed by the mind into a line terminating in a vortex. The length of this line is affected by local forces and factors as mentioned in the above introduction. This property is very useful as a yardstick when researching dowsing (Keen, 2009c), and has enabled the author to publish significant discoveries in about 15 papers.

In intergalactic space, a dot remains as a dot with no additional lines or vortex. The dot is therefore irrelevant for quantitative experimentation into consciousness in outer space! However, this observation suggests that in intergalactic space, a different geometrical transformation between a physical object and the mind's perception is involved. So different techniques have been adopted for quantitative mind research involving dowsing geometry.

Lines

On earth, a dowsed line is transformed into 2 groups, each group comprising 7 parallel lines either side of the source line. These 7

parallel lines are affected by, and probably created by, the local forces described above, which also affect their separation distances (Keen 2009b).

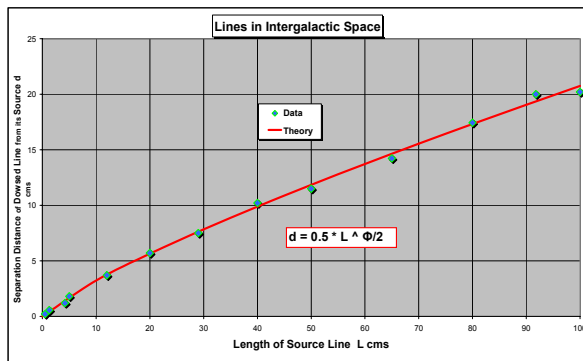


Figure 1

In intergalactic space, a line of length **L** is transformed into one parallel line either side of the source line, and of equal length, **L**. Using the observations set out in Table 1, the blue diamond data points in Figure 1 plot the separation distance, **d**, between the perceived dowsed line and the source line, against the length of the source line **L**. The graph demonstrates a very good fit between this data obtained experimentally by dowsing, and the heuristic power equation superimposed in red

$$d = 0.5 * L * \Phi/2 \quad (i)$$

Equation (i) only involves the two length variables and the universal constant Phi (Φ), also referred to as the Golden Ratio = 1.61803399. As equation (i) was only discovered many days after the data in Table 1 was collected, the accusation that the observer was dowsing what he was expecting is eliminated.

One Circle

Normal earth bound dowsing of an abstract or physical circle of radius **r** results in a core aura whose boundary is a concentric circle with a radius **a**; where **a > r**. The problem is that the value of **a** varies in time depending on local forces, with the data changing during each day, week, month or year. The relationship is approximately linear of the form

$$a = c * r + b$$

where **c** is a variable constant that depends on the local forces. Another problem is that **b** \neq 0 which is an error, as observations show that as **r** \rightarrow 0, **a** \rightarrow 0.

Table 1. The Separation of Dowsed Lines from their Source Geometry

Length of Line	Separation Distance	
L	d	d/L
cms	cms	
0.50	0.20	2.50
1.30	0.55	2.36
4.20	1.20	3.50
5.00	1.80	2.78
12.00	3.70	3.24
20.00	5.70	3.51
29.00	7.50	3.87
40.00	10.20	4.59
50.00	11.50	4.35
65.00	14.23	4.57
80.00	17.43	4.59
91.80	20.00	4.59
100.00	20.20	4.95

An important additional relevant factor is that an abstract circle (such as drawn on paper) has 9 concentric components to its aura, whilst a physical circle has 7 components (Keen, 2011a). The core aura discussed above is the innermost perceived aura. It could be significant that the quantum mind perceives identical auras for both abstract and physical sources. Does this tell us anything significant about consciousness and the structure of the universe?

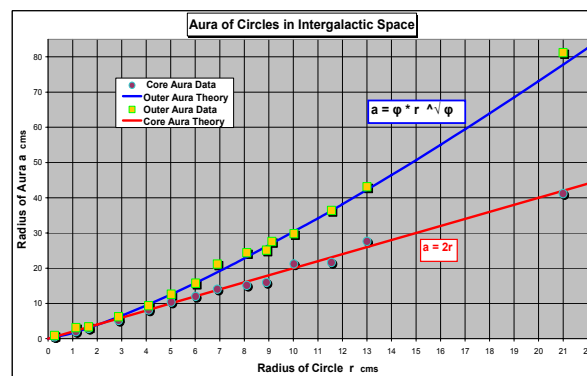


Figure 2

In intergalactic space, a circle has only 2 concentric auras, and these correspond with the inner 2 auras of the 9 components as detected on earth. Table 2 is the data for the inner core aura which is plotted as the plum coloured dots in Figure 2. This shows the relationship between the radius of the dowsed circular aura **a** and the radius of the

source circle **r**. Superimposed is the red line which is a simple linear plot of

$$a = 2r \tag{ii}$$

which illustrates a good fit. This demonstrates that the mechanism that generates a core aura produces a linear relationship whereby the perceived radius is twice that of the source radius. 2:1 ratios are common in this research.

Table 3 summarizes the experimentally dowsed measurements for the outer aura and is also plotted in Figure 2 as the yellow square data points. This

demonstrates a very good fit to the heuristic power law equation (iii) plotted in blue.

$$a = \Phi * r^{\sqrt{\Phi}} \tag{iii}$$

which again involves the universal constant Phi, in this case both as a constant as well as a power. As above, this equation was discovered days after the measurements were dowsed, and overcomes any accusations of self deception. Because of the great dissimilarity of equations (ii) and (iii), the assumption is that the process that creates outer auras is very different from the one creating core auras.

Table 2. The Separation of Core Auras from their Source Geometry

Diameter of Circle D cms	Radius of Circle r cms	Radius of Core Aura measured from Circumference of Circle								Average of Core Aura measured from Circumference of Circle cms	Average % Deviation		Radius of Core Aura measured from Centre of Circle a cms	a/r
		1 cms	2 cms	3 cms	4 cms	5 cms	6 cms	7 cms	8 cms		% Deviation	% Deviation		
0.52	0.26	0.26	0.30	0.28	0.25	0.25	0.27	0.25	0.25	0.26	0.01	5.57%	0.52	2.014
2.27	1.14	0.70	0.90	0.90	0.90					0.85	0.08	8.82%	1.99	1.749
3.30	1.65	1.20	1.30	1.20	1.30					1.25	0.05	4.00%	2.90	1.758
5.75	2.88	2.30	2.30	2.40	2.40	2.00				2.28	0.11	4.91%	5.16	1.793
8.20	4.10	4.00	3.90	4.00	4.10	4.00	4.20	4.10	3.90	4.03	0.08	2.02%	8.13	1.982
10.04	5.02	5.20	5.50	5.40	5.30					5.35	0.10	1.87%	10.37	2.066
12.03	6.02	6.00	6.10	6.20	5.90	5.80	6.20	5.70	6.00	5.99	0.14	2.35%	12.00	1.995
13.80	6.90	6.70	7.30	7.80	7.10	7.30	6.90	7.10	6.90	7.14	0.25	3.46%	14.04	2.034
16.20	8.10	7.60	7.10	6.50	6.60	7.50	6.00	7.60	7.50	7.05	0.51	7.27%	15.15	1.870
17.80	8.90	7.00	7.10	7.90	6.50	6.90	6.90	7.00	7.00	7.04	0.23	3.29%	15.94	1.791
20.04	10.02	10.20	12.10	11.60	10.90					11.20	0.65	5.80%	21.22	2.118
23.10	11.55	10.00	9.70	10.70	10.20	9.00	9.80	10.40	10.70	10.06	0.44	4.35%	21.61	1.871
26.00	13.00	14.80	14.70	14.40						14.63	0.16	1.06%	27.63	2.126
42.00	21.00	20.00	19.50	21.00	20.00	20.50	20.70	19.50	20.40	20.20	0.45	2.23%	41.20	1.962

Ave
1.938

Table 3. The Separation of Outer Auras from their Source Geometry

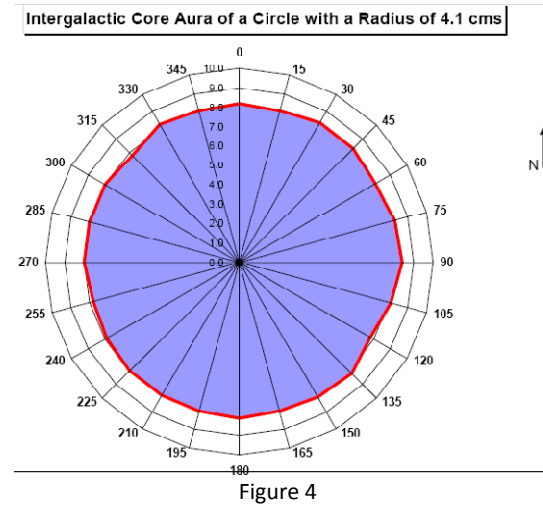
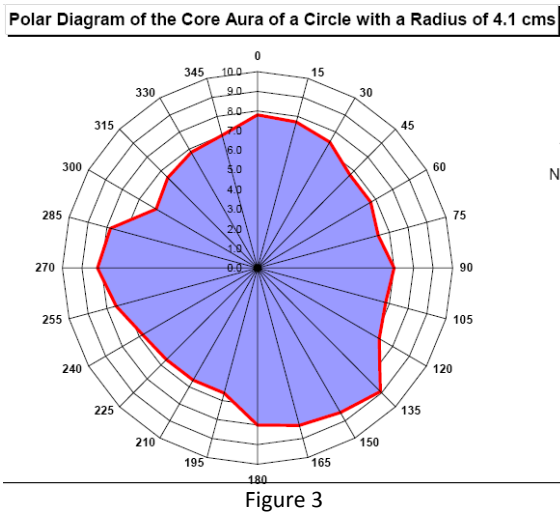
Diameter of Circle D cms	Radius of Circle r cms	Radius of Outer Aura measured from Circumference of Circle								Average of Outer Aura measured from Circumference of Circle cms	Average % Deviation		Radius of Outer Aura measured from Centre of Circle a cms	a/r
		1 cms	2 cms	3 cms	4 cms	5 cms	6 cms	7 cms	8 cms		% Deviation	% Deviation		
0.52	0.26	0.67	0.65	0.66	0.60	0.64	0.67	0.65	0.61	0.64	0.02	3.16%	0.90	3.476
2.27	1.14	1.90	2.00	2.20	2.10	1.90	2.00	2.00	2.00	2.01	0.07	3.42%	3.15	2.773
3.30	1.65	1.90	1.70	1.80	1.80	1.22	1.60	1.90	1.70	1.70	0.15	8.66%	3.35	2.032
5.75	2.88	3.10	3.20	3.20	3.30	3.80	3.20	3.15	3.80	3.34	0.23	6.82%	6.22	2.163
8.20	4.10	5.00	5.60	5.00	5.20	5.20	5.20	5.30	5.50	5.25	0.16	3.10%	9.35	2.280
10.04	5.02	7.50	7.00	7.50	6.50	8.05	8.05	8.05	8.05	7.59	0.46	6.10%	12.61	2.511
12.03	6.02	9.50	9.70	9.90	9.80	9.80	9.60	9.50	10.00	9.73	0.15	1.54%	15.74	2.617
13.80	6.90	14.60	14.00	14.80	14.60	14.20	14.40	13.90	13.70	14.28	0.33	2.28%	21.18	3.069
16.20	8.10	16.50	16.30	16.50	15.00	17.30	14.40	17.30	17.00	16.29	0.79	4.87%	24.39	3.011
17.80	8.90	15.10	16.60	16.50	14.50	15.60	17.70	17.00	16.90	16.24	0.88	5.41%	25.14	2.824
18.25	9.13	18.40	18.40	18.45	18.35	19.00	18.30	18.50	18.30	18.46	0.14	0.78%	27.59	3.023
20.04	10.02	18.80	19.00	19.30	18.60	20.50	20.40	20.80	21.00	19.80	0.88	4.42%	29.82	2.976
23.10	11.55	25.00	26.00	24.50	24.60	24.00	25.10	24.70	24.80	24.84	0.40	1.60%	36.39	3.150
26.00	13.00	29.40	28.30	29.10	32.00	30.70	30.50	30.70	30.00	30.09	0.89	2.95%	43.09	3.314
42.00	21.00	60.10	59.30	59.80	60.00	60.80	60.70	59.80	61.00	60.19	0.48	0.80%	81.19	3.866

Ave
2.872

In normal dowsing, the shape of the aura of a circle, unexpectedly, is not an exact concentric circle. An accurate value of **a** can only be obtained as an average of about 20 points around the circumference. This is demonstrated in (Keen, 2011a), and shown in Figure 3.

As is apparent, the size and shape of the aura depends on the orientation and

direction of the measurement. Aura maxima occur at 0°, 135°, and 270°. *i.e.*, north, south-east, and west. This suggests that the earth's magnetic field extends auras towards the North Pole; the earth's rotation on its axis from west to east extends auras to the west; whilst a Coriolis Effect could be the vector force causing the south-east maxima.



In comparison, Figure 4 shows the aura for the same sized source circle in intergalactic space. This is a near perfect concentric circle with none of the above variations, proving once again that the earth's local forces affect observations and perception.

2. Interacting Circles

Keen (2011b) demonstrates that 2 circles in close proximity interact to produce a complex dowsable pattern as illustrated in Figure 5. It comprises a combination of lines, subtle energy beams, vortices, Cornu spirals, null points, resonance effects, and bifurcation. This complex pattern is affected dynamically as the 2 bodies separate. The dynamic pattern is almost identical if the 2 abstract circles are replaced by any 2 physical objects, of any size, including paper discs, 2 coins, or 2 stones.

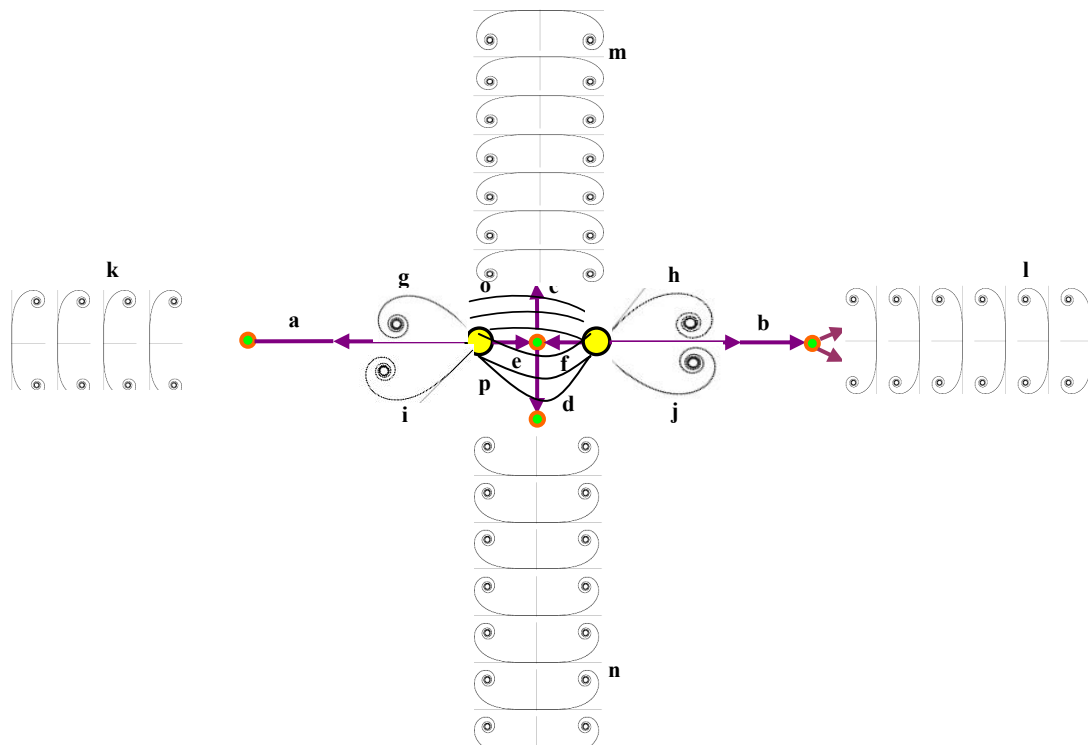


Figure 5. The Dowsable Pattern Produced by 2-Body Interaction.

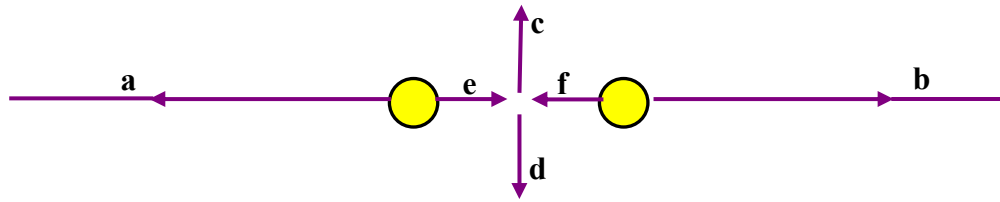


Figure 6. Dowsed Pattern for 2-Circles at Null Points.

Whilst separating any 2 objects, a series of finely tuned null points occur when all 16 terminating spirals, the central spiral, the Cornu spirals as well as all 18 curlicues disappear. The straight lines **ab** passing through the centers of the 2 source objects, and the perpendicular lines **cd** are not affected. The dowsed pattern at these null points is depicted in Figure 6. Intriguingly, one of the main differences between abstract and physical sources is that 6 null points occur for the former, but only 4 for physical objects. What does this tell us about the structure of consciousness, information, and physical bodies in the cosmos?

The subtle energy line marked **a** and **b** in both Figures 5 and 6, has a finite, but variable length, which is a function of the separation distance between the 2 circles. This is illustrated in Figure 7 by the red line with green data points for 2 small circles each of radius 3.85 mms. As is apparent, the maximum length of the subtle energy line was just over 2 meters which occurred when the separation distances between the 2 circles was 3 cm. After a separation distance of 6 cm the subtle energy line disappears and all 2-body interaction ceases. This is another example of a 2:1 ratio.

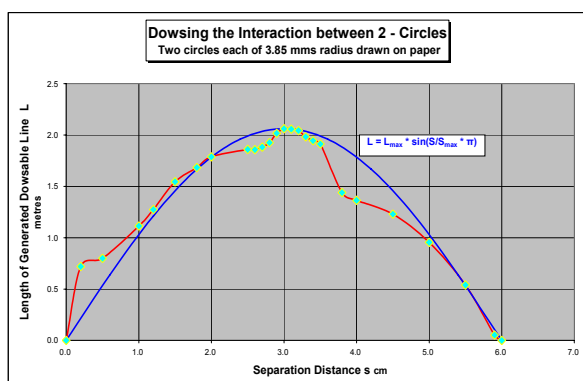


Figure 7

As explained in (Keen, 2011b) these findings can be explained by pure resonance of 2 sine

waves each with a half wavelength, λ , equal to the maximum separation distance.

$$\lambda = 2 \cdot S_{\max}$$

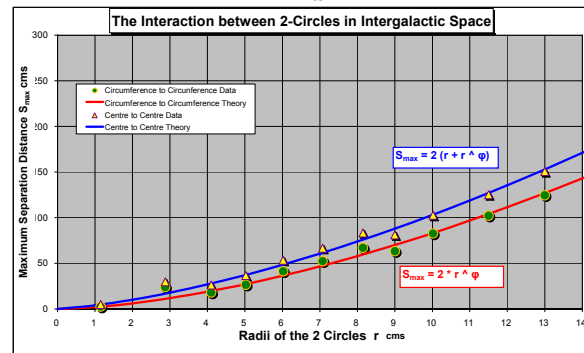


Figure 8

This is another example of a 2:1 ratio, and is also illustrated in Figure 7, where the theoretical blue sine wave has been superimposed on the observed red data curve. But what is S_{\max} ? Attempting to discover this with normal earth bound observations is very difficult because of inconsistent and unrepeatable results producing formulae containing arbitrary constants which change in time, and a curve that does not go through the origin, which is illogical. A clue to a solution is that the maximum differences between the red and blue curves in Figure 7 occur at the same separation distances between the 2 circles as the null points. This suggests that not only are the perturbations due to local forces on earth, but the null points are analogous to a radio receiver, whereby the 2 circles, at certain separations, precisely tune out unwanted information (or the combination of these associated frequencies) to form the null points.

In comparison, Figure 8 illustrates the results of repeating the identical 2-circle experiment with intent in intergalactic space. It is a graph of the relationship between the maximum separation distance S_{\max} between 2 interacting circles, and their radii, r . This demonstrates a very good fit between the green circular data points, as set out in Table

4, and the heuristic power law equation (iv) plotted in red.

$$S_{max} = 2 \cdot r^{\phi} \quad (iv)$$

This formula again involves the universal constant Phi, but in this case only as a power not involving a square root. Further research is required to find if there is a physical connection between equations (iv) and (iii), i.e. between single body auras and 2-body interaction.

The measurements for equation (iv) were taken from circumference to circumference. If measurements are taken from centre to centre, the separation formula becomes

$$S_{max} = 2(r + r^{\phi}) \quad (v)$$

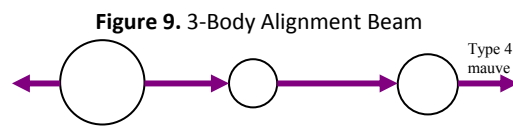
Equation (v) is also plotted in Figure 8 as the blue curve. This theoretical curve is superimposed on the observations set out in Table 4, which are the yellow triangular data points. It is apparent that two circles interact if their centers are separated by a distance which is less than the sum of their radii, plus the radii of their auras.

Table 4. The Maximum Separation (S_{max}) between 2 Interacting Circles.

Diameter of Source Circle	r Radius of Source	S_{max} (Circumf to Circumf)	S_{max} (measured from Centre to Centre)
cms	cms	cms	cms
26.00	13.00	124.5	150.50
23.00	11.50	102.1	125.10
20.04	10.02	82.6	102.64
18.00	9.00	63.2	81.20
16.30	8.15	67.0	83.30
14.15	7.08	52.3	66.45
12.04	6.02	41.3	53.34
10.05	5.03	26.0	36.53
8.20	4.10	18.0	26.13
5.75	2.88	24.0	29.75
2.30	1.15	2.5	4.83

3. Interacting Circles

As detailed in (Keen, 2010a), three aligned objects produce a subtle energy beam as illustrated in Figure 9. The effects are identical for any 3 objects irrespective of size or distance apart, be they small abstract circles drawn on paper, stones from a beach, coins, or even large astronomical bodies (Keen, 2010c) gives the limits of the accuracy required for this alignment as angles less than sine 1/4 and sine 1/5).



The subtle energy beam always seems to flow out from the largest circle. It has the characteristics of a Type 4 beam (The author has catalogued and measured the properties of 7 different subtle energies - see Keen, 2009a). Unlike 2-bodies which produce a finite beam of variable length dependent on their separation distance, this 3-object beam extends over vast distances, and its formation is not limited by how far the circles are separated. In fact, unlike 2-bodies that need to be in close proximity to interact, 3-bodies only interact if they are sufficiently separated. However, as before, it is difficult to establish a mathematical formula because of earth bound perturbations producing seemingly inconsistent results. Experimental results from about 10 years ago suggested that auras are involved.

Figure 10 is an example of dowsed measurements of a standard yardstick, taken during a partial eclipse that was not visible in the UK where the experiment was undertaken. This beam has the same weird properties as all 3-body alignments. For example, in order for the observations to be obtained in Figure 10, this beam seems to pass unobstructed through or possibly around the earth. It measures mauve on a Mager disc (an ancient method of associating subtle energy with a color wheel) traditionally suggesting a “high frequency”, but recent work points to signifying higher harmonic ratios. It is not known what this represents physically, but this color can be very useful in identifying common or different subtle energies.

A conjunction of earth, moon, and Jupiter is illustrated in Figure 11. It proves that information communicated along the mauve beam is instantaneous. The mind detected the peak before the predicted conjunction on earth obtained from standard astronomical tables. The difference was almost 45.85 minutes which is the exact time that light takes to reach earth.

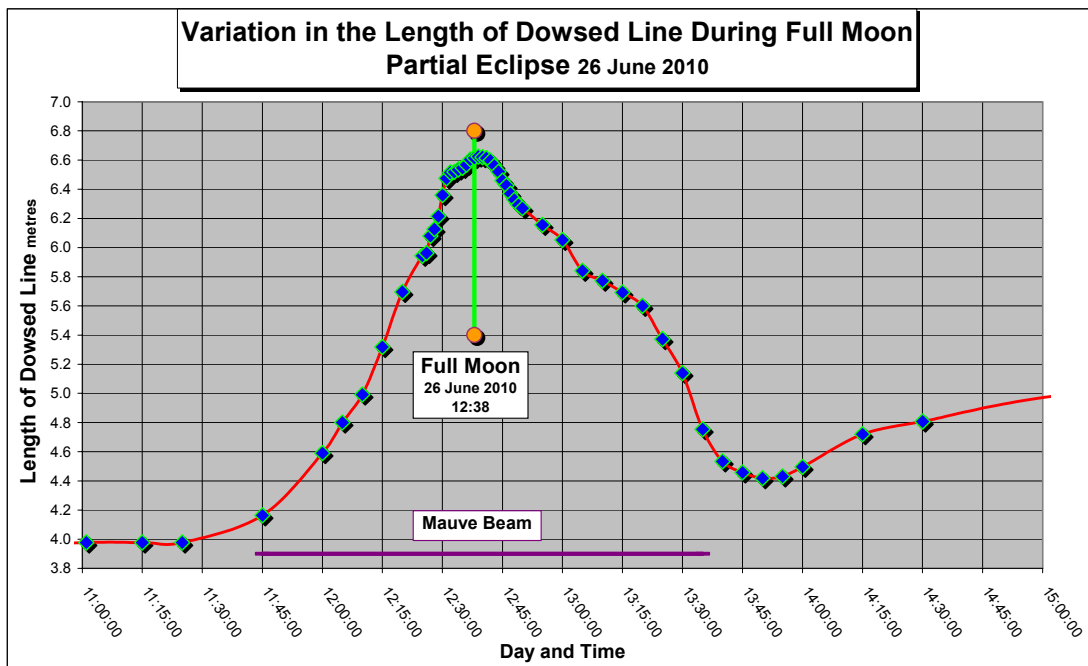


Figure 10

As in other experiments, the accurate distance between Jupiter and the earth at the time of the experiment was researched weeks after the experiment, when the data was being analyzed. Accusations of self deception by knowing the results in advance were therefore avoided. This experiment leads to important discoveries about the mind, the

speed of communicating information, and the structure of the cosmos. In summary, 3-bodies interact as in Figure 9, when

1. their centers are in a straight line, and
2. adjacent circles are separated by a distance greater than S_{min} .

So how does one find S_{min} ?

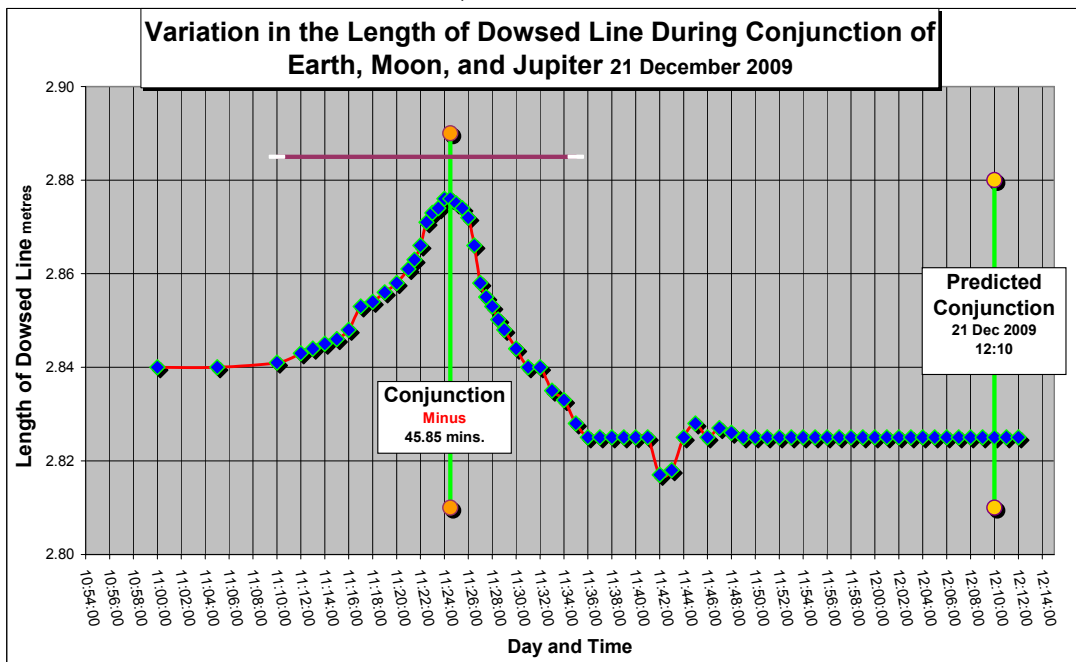


Figure 11

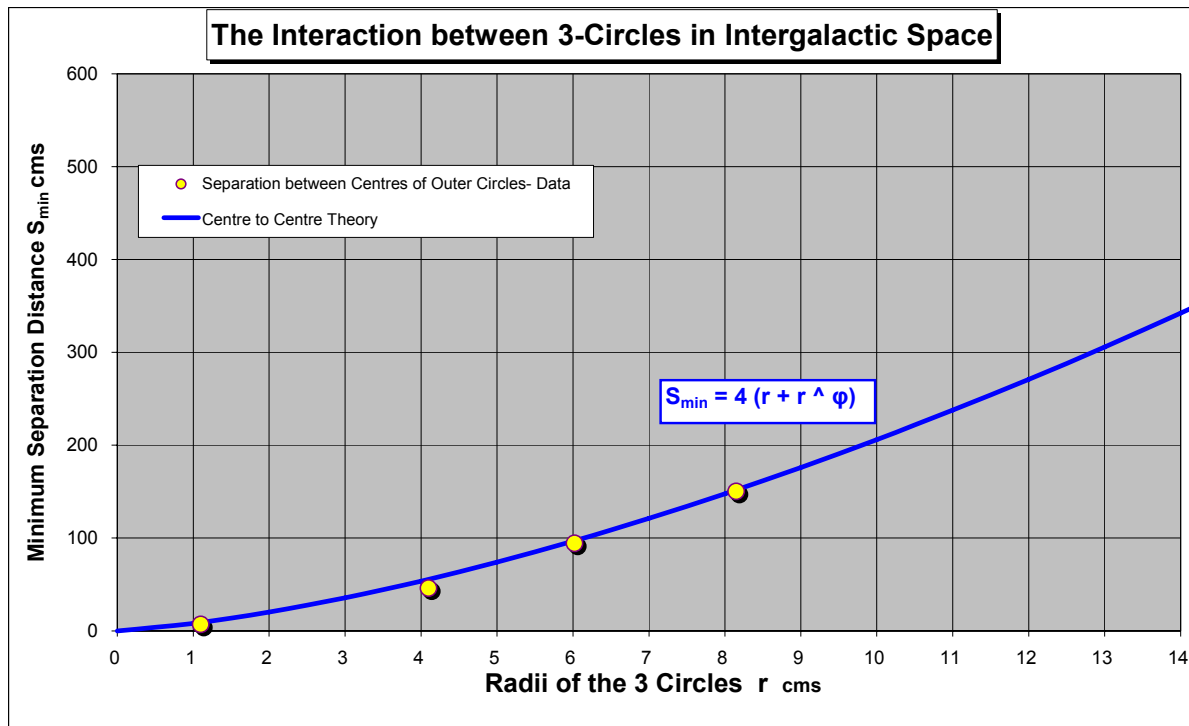


Figure 12

Table 5. The Minimum Separation (S_{min}) between 3 Interacting Circles

Diameter of Source Circle	r Radius of Source	S_{min} (Circumf to Circumf) between each pair of adjacent Circles			Distance between outer Circumfs		S_{min} (measured from Centre to Centre) of Outer 2 Circles	Comments
		1	2	Total	Theory	Actual		
cms	cms	cms	cms	cms	cms	cms	cms	
16.30	8.15	67.0	67.0	134.0	182.90	183.50	150.30	Type 4 Mauve
12.04	6.02	40.8	41.5	82.3	118.42	118.00	94.34	3 CD's, Type 4, Mauve, Same as Paper
8.20	4.10	19.0	18.8	37.8	62.40	62.50	46.00	Type 4 Mauve
2.20	1.10	2.4	2.4	4.8	11.40	11.50	7.00	3 £1coins, Type 4, Mauve, Same as Paper

In intergalactic space, the answer is readily found. Table 5 summarizes experimental measurements of the shortest distance between 3 linearly aligned bodies in order to produce the Type 4 mauve beam. The 3 objects used in repeated experiments included coins, CD's, and duplicate circles drawn on paper. As usual, there is no difference in results. If the 3 objects are closer than S_{min} , no beam is produced. This data is plotted as the yellow circles in Figure 12. Superimposed is the blue curve which is a plot of the heuristic power law equation

$$S_{min} = 4(r + r^{\phi}) \quad (vi)$$

This is a very good fit, and is exactly twice the value of equation (v) which related to the maximum separation of 2 interacting circles. This complimentary result proves that the 3-bodies only interact when their separation is greater than the sum of their

outer aura plus their radii, so there is no 2-circle interaction as described above.

Once again, this result cannot be random or coincidence. The two independent equations produce totally compatible and consistent results, even though they resulted from two different experiments.

Conclusions

The above experimental results in this paper lead to the following conclusions.

1. The mind is connected to the structure of the cosmos. This is compatible with ancient Eastern philosophy.
2. As long suspected, Phi (ϕ) is part of the structure of the cosmos, but up to now no scientific quantitative connection existed to consciousness. This has now been

rectified and confirmed formally and scientifically. Several simple formulae have been discovered that involve the mind linked to the universal constant phi (ϕ), with no arbitrary constants, and a 2:1 ratio. As these equations were discovered weeks after the data was obtained, these discoveries could not have been made by chance or with pre-meditation. Examples of these findings are summarised below :-

- The length of a perceived line, **d**, compared to its physical length, **L** is

$$\mathbf{d} = \mathbf{0.5} * \mathbf{L} \wedge \mathbf{\phi} / \mathbf{2} \quad (\text{i})$$
 - For a circle of radius, **r**, the radius of that circle's core aura, **a** is

$$\mathbf{a} = \mathbf{2r} \quad (\text{ii})$$
 - The radius of a perceived circle's outer aura, **a**, compared to its physical radius, **r** is

$$\mathbf{a} = \mathbf{\phi} * \mathbf{r} \wedge \sqrt{\mathbf{\phi}} \quad (\text{iii})$$
 - The maximum distance, **S_{max}**, between 2 bodies of radius **r**, for their interaction is

$$\mathbf{S}_{\max} = \mathbf{2} \cdot \mathbf{r} \wedge \mathbf{\phi} \quad (\text{iv})$$
 - **S_{min}**, the closest 3 bodies, each of of radius **r**, can interact is

$$\mathbf{S}_{\min} = \mathbf{4(r + r} \wedge \mathbf{\phi)} \quad (\text{v})$$
3. The results confirm that the perturbations when dowsing on earth are due to astronomical forces and local factors such as gravity, electromagnetic forces, spin, and orientation.
 4. Traditional dowsing is well known to be variable due to personal effects as well as the local environment (Keen, 2009 d). This intergalactic technique helps to eliminate these perturbations, and is a powerful research tool for *NeuroQuantology* and finding the structure of the universe. However, this is irrelevant to most current practical uses of dowsing on earth!

The Way Forward and Suggestions for Future Work

As always, discoveries in research generate more questions than answers. Interesting questions and suggested topics for future research include the following:

1. Why is ϕ (Phi) linked to consciousness when lines and circles are involved? Are other universal constants such as δ , π , e or the Fine Structure Constant involved

in consciousness and if so are they manifest in other source geometries? Further experiments are therefore required for different source geometries.

2. Interaction occurs when 2-bodies are in close approximation, but 3-bodies interact only when their auras do not overlap. What does this tell us about the structure of the universe?
3. Experiments are required to find the formula for **L_{max}** the maximum length of a 2-body subtle energy beam.
4. Why have perceived abstract objects 9 aura rings, whilst solid objects have only 7?
5. Why have two abstract interacting bodies 6 null points, but only 4 for two physical objects?
6. More research is required on the differences between abstract and physical sources. The only differences detected so far by the mind are the above 9 and 7 auras, and 6 and 4 null points. Are there any other differences? As it would appear that more information is required to make up physical objects, it would have been thought that the numbers would have been reversed! Do the observations suggest that abstract thought requires more information than physical objects?
7. What are the different quantum processes that create core and outer auras?
8. The curve for lines in Figure 1 is a decreasing power, but in Figures 2, 8, and 12 the graphs for circles are an increasing power. Is this significant?

Postulations

1. The discovery of the above equations may be analogous to Einstein's famous equation $E=mc^2$, which linked mass to energy. It is elegant, simple, has no arbitrary constants, but a universal constant c (the speed of light in space). The above equations link consciousness to the structure of the universe, and have the same characteristics of elegance, simplicity, with no arbitrary constants, and include a universal constant ϕ (Phi).
2. It would seem that consciousness was built into the big bang, together with the structure of the universe and the laws of

physics. None of these seem to have evolved or changed in time, and appear to be the same everywhere in the universe. This is unlike most other aspects in the universe, be they evolving galaxies, solar systems, suns, planets or life forms.

3. Why are 2:1 ratios common in measurements? A postulation is that this is due to harmonics and octaves. However this needs specific experimental verification.
4. At present, it seems that the structure of space-time comprises the following components:- At least a 5- dimension, holographic, quantum universe that is based on information, geometry, ratios, irrational numbers, and yin-yang properties (*e.g.*, abstract/physical, matter/anti-matter, positive/negative, dipoles, bosons/fermions, etc.). This paper and its references are totally consistent with this model. But this is

only half the story, as this model seems to reflect a very mechanistic universe, which we know it is not.

What is missing is the interaction of the mind with the structure of the universe outlined above. We need a theory to explain equations (i) – (vi), which would be a first step in understanding how the mind interacts with the cosmos. An analogy is to how the Lorentz Transformation was subsequently explained by relativity theory. This approach could help to produce a combined model of the conscious/intelligent universe, where the mind, intent, subtle energies, and positive thought can change outcomes in the real world. In particular, it would provide explanations for such skills as information dowsing, telepathy, remote viewing, or even predicting finding parking places. All these require the same explanation based on the mind interacting with the structure of the cosmos.

References

- Keen J. From Banks and Ditches to Dowsing 2-dimensional Geometry. Network Review Spring 2009; No 99.
- Keen J. Dowsing Geometry - A Database of Patterns Analogous to X-ray Crystallography. e-paper online at <http://vixra.org/abs/0909.0008>: September 2009.
- Keen J. A Standard "Yardstick" and Protocol for Dowsing Research Measurements. e-paper online at <http://vixra.org/abs/0910.0037>: October 2009.
- Keen J. The Causes of Variations When Making Dowsable Measurements; Part 1 - Introduction and Personal Factors. e-paper online at <http://vixra.org/abs/0911.0062>: 28 November 2009.
- Keen J. The Causes of Variations When Making Dowsable Measurements; Part 2 Daily Variations Caused by the Earth Spinning on Its Axis. e-paper online at <http://vixra.org/abs/0912.0024>: 10 December 2009.
- Keen J. The Causes of Variations When Making Dowsable Measurements; Part 3 Monthly and Annual Variations caused by Gravity. e-paper online at <http://vixra.org/abs/0912.0049>: 24 December 2009.
- Keen J. The Causes of Variations When Making Dowsable Measurements; Part 4- The Effects of Geometric Alignments and Subtle Energies. e-paper online at <http://vixra.org/abs/1001.0004>: 7 January 2010.
- Keen J. The Causes of Variations When Making Dowsable Measurements; Part 5- Communicating Information Instantaneously across the Solar System. e-paper online at <http://vixra.org/abs/1001.0012>: 7 January 2010.
- Keen J. Using Noetics to Determine the Geometric Limits of 3-Body Alignments that Produce Subtle Energies. e-paper online at <http://vixra.org/abs/1005.0018>: 10 January 2010.
- Keen J. Is Dowsing a Useful Tool for Serious Scientific Research? World Futures Taylor & Francis - The Journal of General Evolution October 2010; 66:8.
- Keen J. The Effects of Gravity on the Mind's Perception. e-paper online in <http://vixra.org/abs/1011.0026>: 12 November 2010.
- Keen J. The Auras of Circles and Abstract Geometry their Interaction with Space-time and their Effects on the Mind's Perception. e-paper online at <http://vixra.org/abs/1102.0055>: 28 February 2011.
- Keen J. 2-Body Interaction with Space-Time and the Effects on the Mind's Perception. e-print in [viXra 1103.0017](http://vixra.org/abs/1103.0017): 6 Mar 2011.
- Keen J. The Positive Feedback of Tetrahedral Geometry with Space-Time and Its Effects on the Mind's Perception. e-print in [viXra 1103.0029](http://vixra.org/abs/1103.0029): 10 Mar 2011.
- Keen J. Variation in Dowsing Measurements due to the Combined Vorticity in the Ecliptic Plane of the Earth's Orbit around the Sun and the Spin of the Earth around its Tilted Axis. e-print in <http://vixra.org/abs/1105.0039>: 25 May 2011.